

# Statistics in Conversation

## Demographics of the English Conversation Program

Bryna McGarrigle, 2024



THE UNIVERSITY OF BRITISH COLUMBIA

Learning Exchange



# Introduction

This project intends to **update the LE's knowledge of our active learners** and **explore the increase of refugees** in the ECP.

*All of the data shown here has been taken from the ECP database, which is subject to human error. Therefore, these statistics should only be used as a guide.*



THE UNIVERSITY OF BRITISH COLUMBIA

Learning Exchange



# Table of Contents

01

## Active Learners

Our current active learner population and how it has changed

02

## Refugee Intake

Comparing refugee learners to non-refugee learners

03

## Refugee Demographics

Understanding our refugee population and how to support them





# 01

# Active Learners

The following data is based on a list of the **141 learners** who have taken at least one class in the ECP in **2024**.

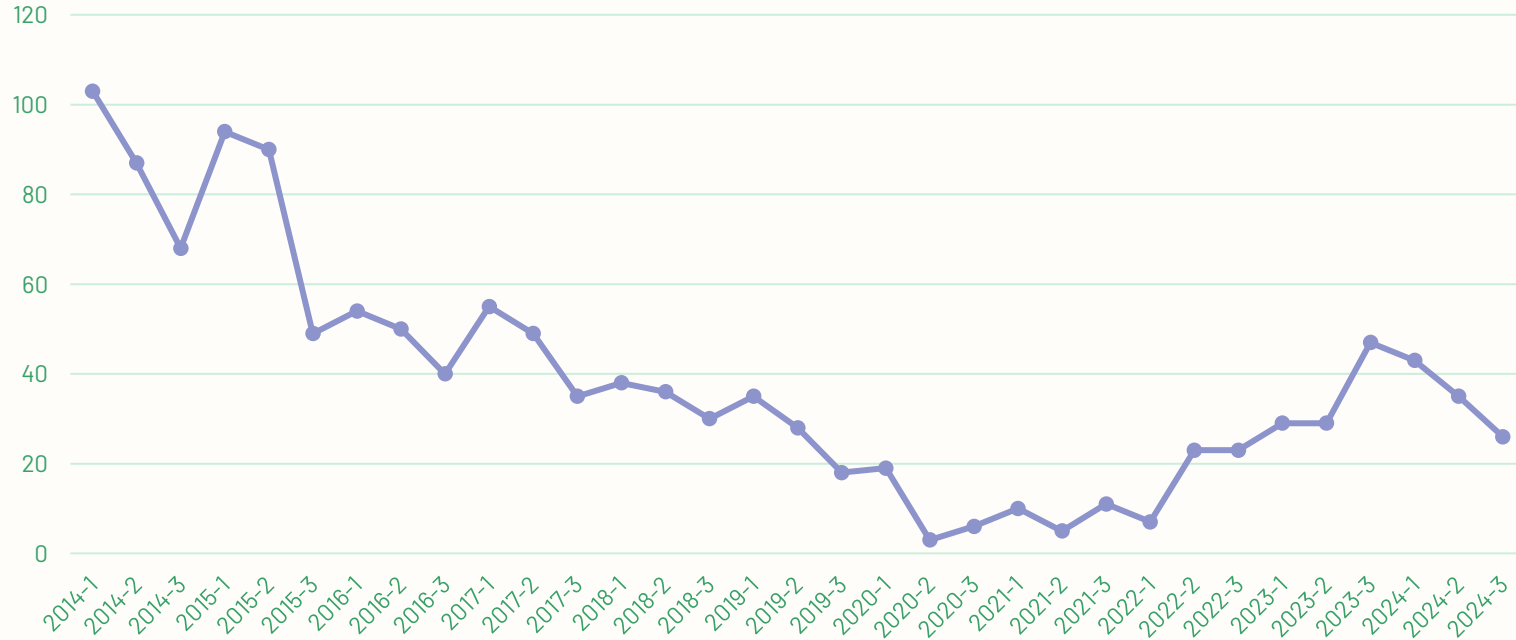


THE UNIVERSITY OF BRITISH COLUMBIA

Learning Exchange

# Intake Across Time

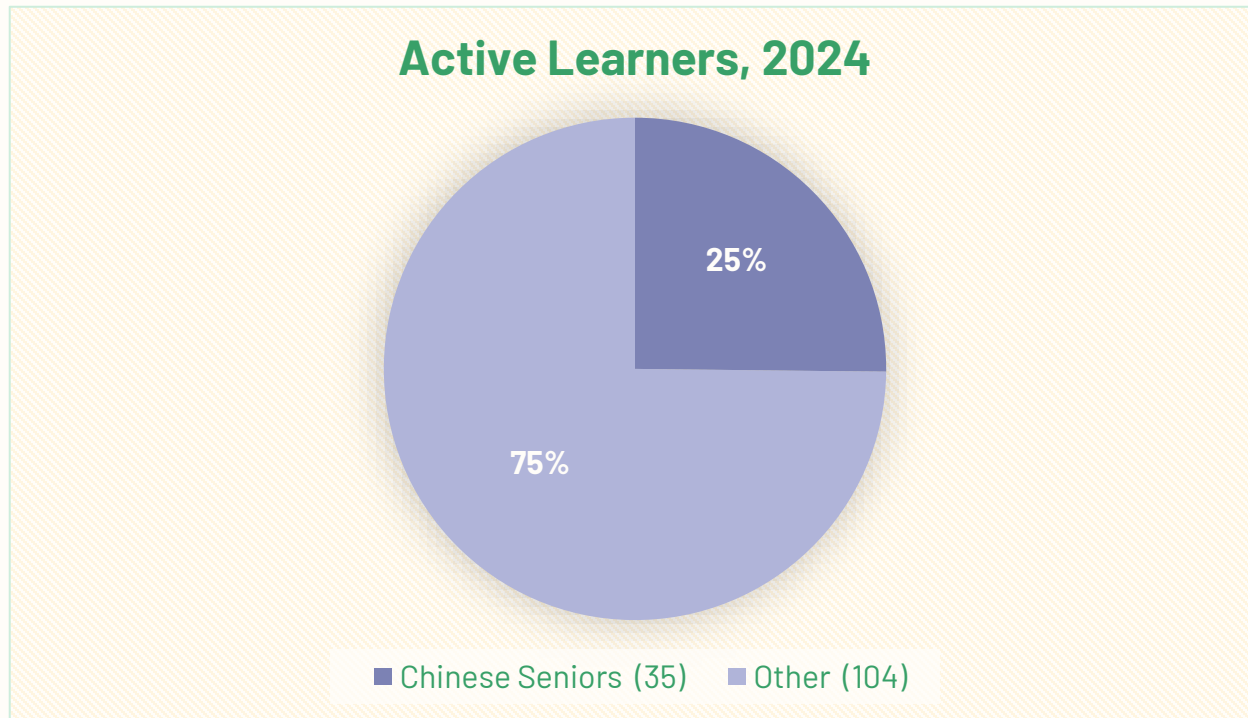
New ECP Learners, 2014-2024



THE UNIVERSITY OF BRITISH COLUMBIA

Learning Exchange

# Changes in the ECP Population

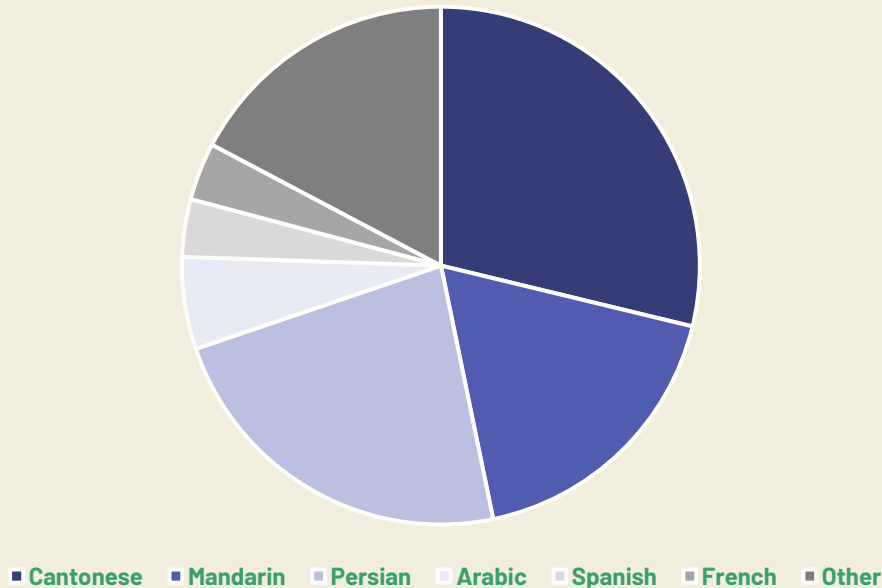


# Where are the changes?

## Language

Main Language	Frequency
Cantonese	40
Mandarin	25
Persian	32
Arabic	8
Spanish	5
French	5
Other	24

Main Language of Active Learners, 2024

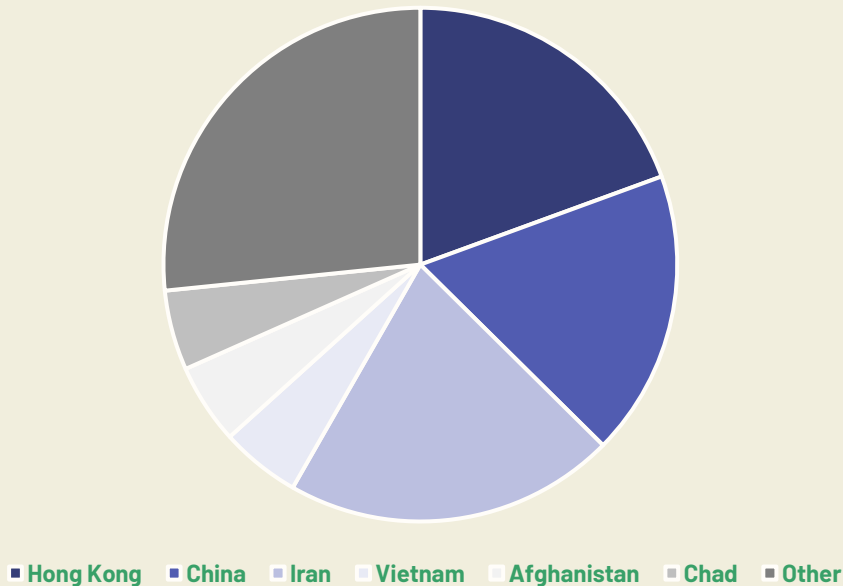


# Where are the changes?

## Country

Country of Origin	Frequency
Hong Kong	27
China	25
Iran	29
Vietnam	7
Afghanistan	7
Chad	7
Other	37

Home Countries of Active Learners, 2024





# 02 Refugee Intake

The following data is based on **153 learners with some form of refugee status** who have been registered into the ECP program **between 2014 and 2024**.

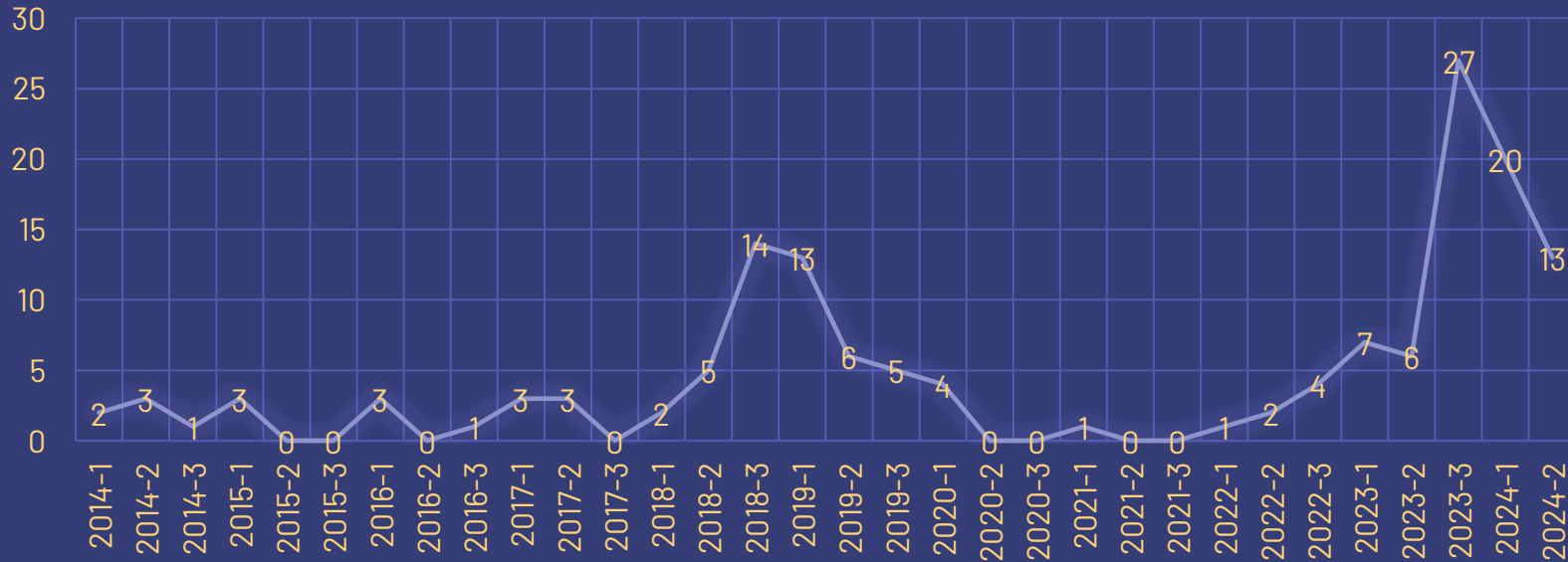


THE UNIVERSITY OF BRITISH COLUMBIA

Learning Exchange

# ECP Refugee Intake Across Time

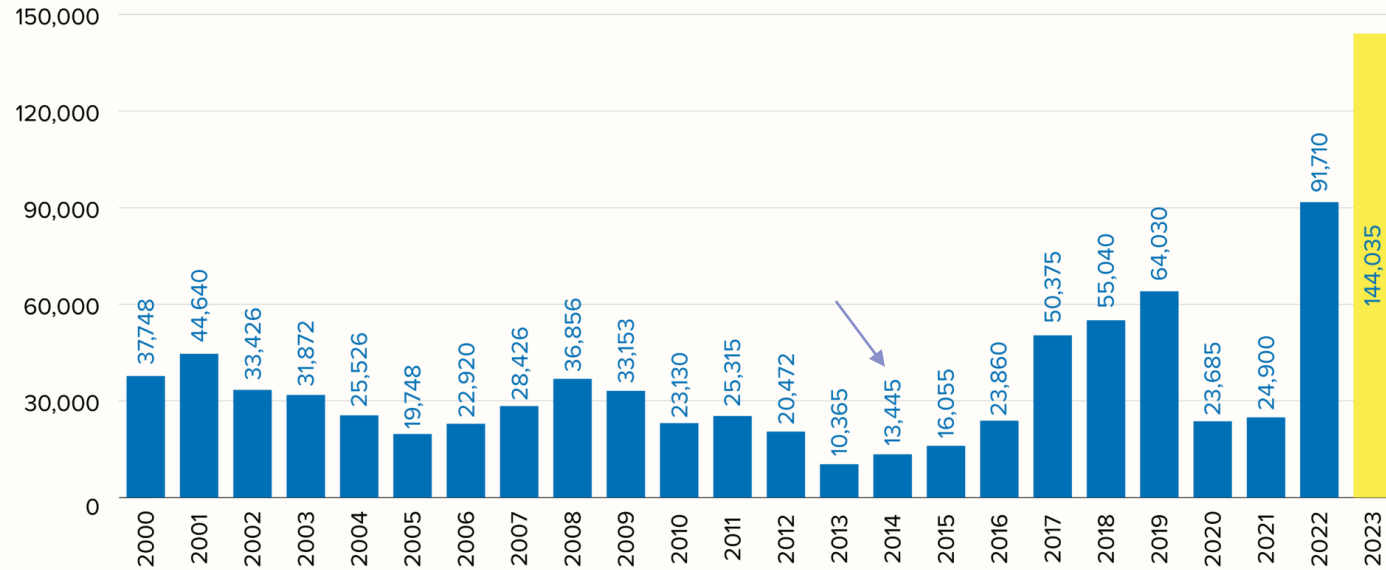
New Refugees in the ECP, 2014-2024



# Comparison: Canada-wide Refugee Intake

Figure 1

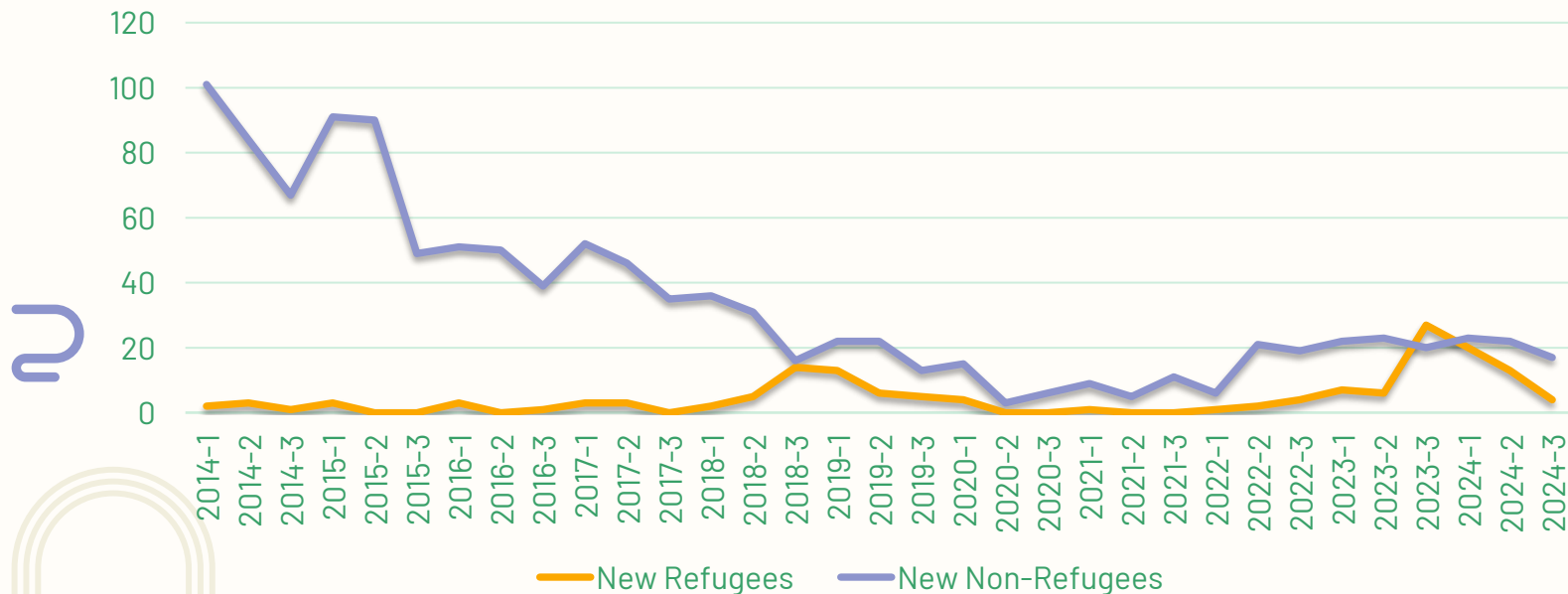
Asylum claims in Canada | 2000-2023



Source: Immigration, Refugees and Citizenship Canada  
© UNHCR, The UN Refugee Agency

# What does this mean for the ECP?

## New Refugees vs. Non-Refugee Learners in the ECP, 2014-2024



# 03 Refugee Demographics

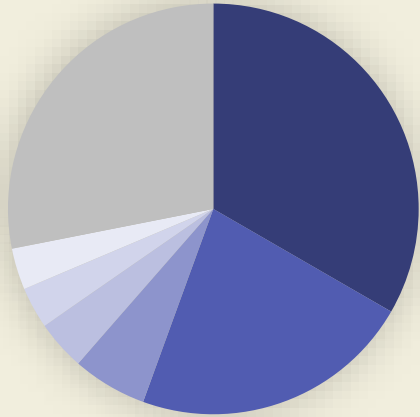


THE UNIVERSITY OF BRITISH COLUMBIA

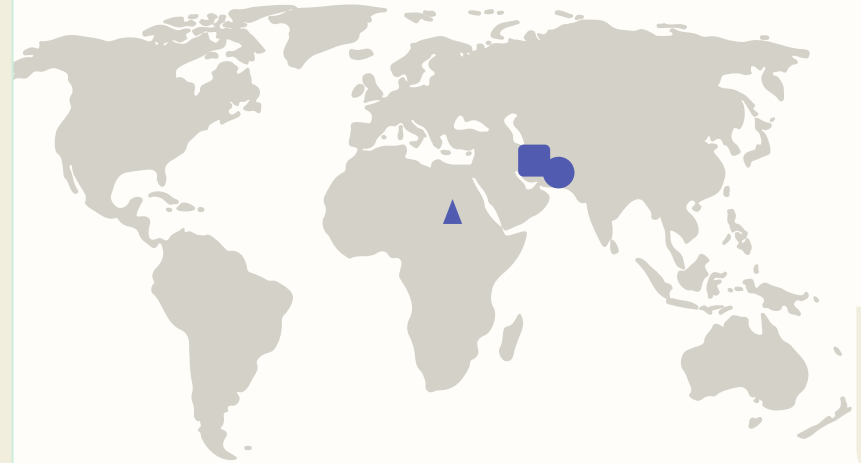
Learning Exchange

# Home Countries

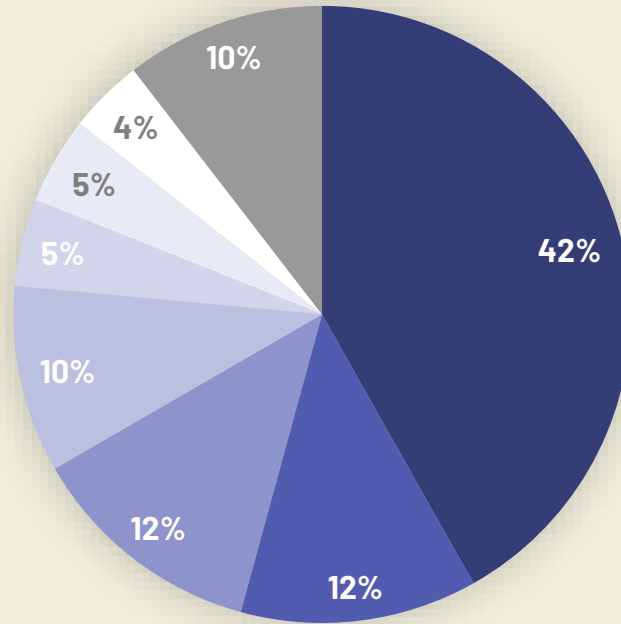
ECP Refugees by Country, 2014-2024



■ Afghanistan (34%) ■ Iran (22%) ■ Chad (6%)  
■ China (4%) ■ Iraq (3%) ■ Mexico (3%)  
■ Other (28%)



## ECP Refugees by Language, 2014-2024



■ Persian ■ Pashto ■ Arabic ■ Spanish ■ Kurdish ■ French ■ Mandarin ■ Other

# Comparing Active Learners: Gender



67%

A donut chart with a light yellow outer ring and a purple inner ring. The purple inner ring represents 67% of the total, while the light yellow outer ring represents the remaining 33%.

## Refugees

Of our current active refugee learners,  
**67% are men.**



18%

A donut chart with a light yellow outer ring and a purple inner ring. The purple inner ring represents 18% of the total, while the light yellow outer ring represents the remaining 82%.

## Non-Refugees

On the contrary, the ECP's active non-refugee population is only **18% men.**





# Comparing Active Learners: Age



0%

## Refugees

Of our current active refugee learners,  
**none are seniors.**



45%

## Non-Refugees

On the contrary, the ECP's active non-refugee  
population is **45% seniors (aged 55+).**

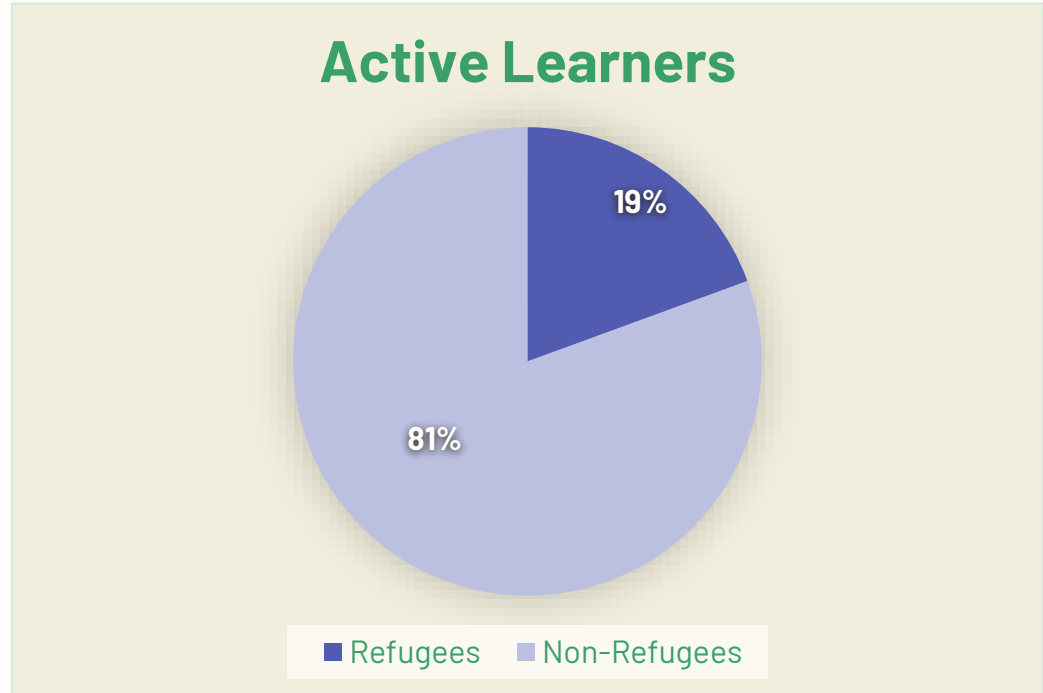


THE UNIVERSITY OF BRITISH COLUMBIA

Learning Exchange

# Active Refugee Learners

Refugees currently make up almost one-fifth of our active learner population, and this number is likely to grow in the future as in the last year, Canada has moved into the top 5 recipient countries of asylum seekers (Keung, 2024).



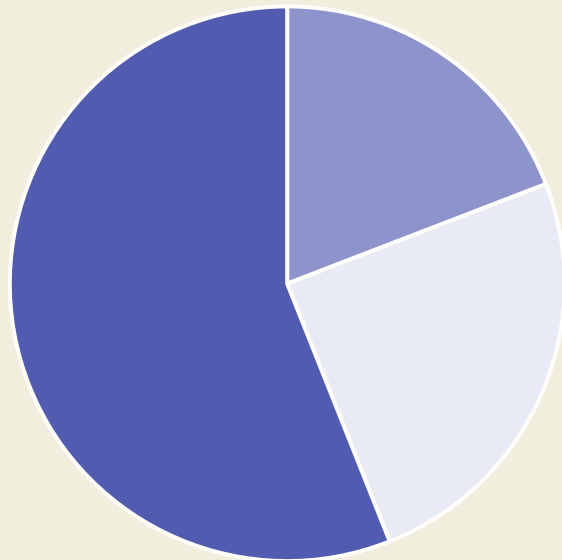
# Why does this matter?

Previously, our main demographic was Chinese seniors. As a result of this, we tailored our program to the learners. We have offered:

- Level 0 classes in Mandarin and Cantonese
- Seniors Thrive classes in a variety of topics
- Culturally-informed lessons in the regular curriculum, such as Lunar New Year


However, we now have a new demographic of refugees that we are also aiming to include in our planning.

## In Summary



■ Refugees   ■ Chinese Seniors   ■ Other

# Conclusions



This study **confirms our understanding of the demographic changes in the ECP** over the past five years. We have identified the main groups in refugee and non-refugee learners and highlighted their key differences. The ECP is **working to support our refugee learners** and plans to continue these efforts going forward. This project can **help inform ongoing initiatives** to continue meeting the evolving needs of all our learners.

# References

Keung, N. (2024, June 13). *Canada moves into top 5 countries in refugee claims*. Toronto Star.

[https://www.thestar.com/news/canada/canada-moves-into-top-5-countries-in-refugee-claims/article\\_089a0f10-2843-11ef-8a22-8bc79e8ca1c2.html](https://www.thestar.com/news/canada/canada-moves-into-top-5-countries-in-refugee-claims/article_089a0f10-2843-11ef-8a22-8bc79e8ca1c2.html)

*Statistics on asylum-seekers in Canada*. UNHCR Canada. (2024, March). <https://www.unhcr.ca/in-canada/statistics-on-asylum-seekers-in-canada/>

# Thank you!

## Questions?

bryna.mcgarrigle@ubc.ca  
bryna.ubcarts.ca

**CREDITS:** This presentation template was created by **Slidesgo**, including icons by **Flaticon**, and infographics & images by **Freepik**



THE UNIVERSITY OF BRITISH COLUMBIA

Learning Exchange